

# TECHNICAL BULLETIN – TB073

## MISCONCEPTIONS ABOUT MEMBRANE ELONGATION

DATE: FRIDAY, 23 NOVEMBER 2018

### INTRODUCTION & SCOPE

There is a wide misconception regarding the elongation properties of waterproof membranes and their ability to bridge cracks that form post membrane application.

This bulletin endeavours to clarify the real meaning of elongation and elasticity in relation to bridging properties.

### FLEXIBILITY & ELASTICITY

With membranes there are some important terms which control their properties. The terms include; Flexibility, Elasticity, Elastic limit, Plasticity and Ultimate failure.

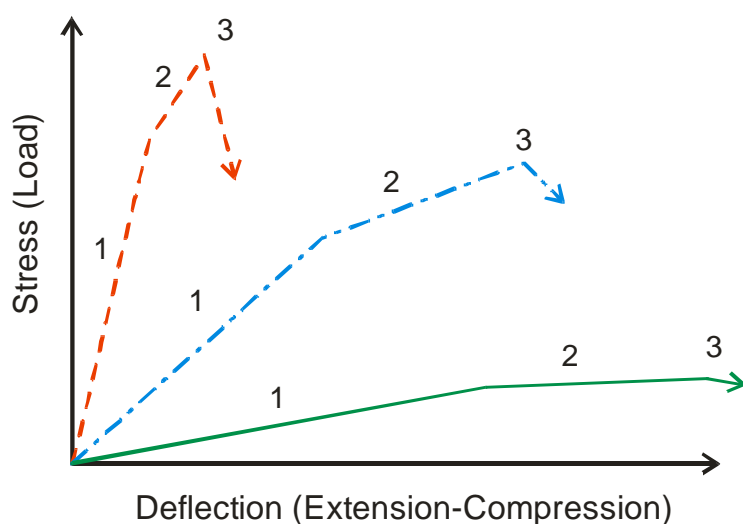
*Flexibility* - the quality of bending easily without breaking. In other words bending the material without it stress or brittle cracking.

*Elasticity* - the ability of an object or material to resume its normal shape after being stretched or compressed; stretchiness. The E-modulus is defined as how much a sample deforms (strain) under a set of amount of stress. An elastic material has a low E-modulus, while a brittle material has a high E-modulus.

*Elastic limit* – is the maximum stress or force per unit area within a solid material that can arise before the onset of permanent deformation. The material always returns back to it's original shape, deformation is reversible. Applied stresses beyond the elastic limit cause a material to yield or flow.

*Plastic* - Plasticity describes the deformation of a (solid) material undergoing non-reversible changes of shape in response to applied forces. The material will no longer return to it's original shape, and permanent deformation has occurred.

*Ultimate failure* - describes the breaking of a material at maximum applied stress.



The properties described are shown at left. A high elongation Class III membrane would behave as the lowest graph (highly flexible), whilst a rigid epoxy Class I membrane would behave as the brittle material in the red dotted line.

- Brittle material-high E modulus
- Flexible material-medium E modulus
- Highly flexible material-low E modulus
- Elastic region-1
- Plastic region-2
- Failure region-3



When membranes are proof tested for elongation to AS4858, they are held in a testing jig with only the ends clamped. As such, the central section of the unrestrained membrane is placed under tensile stress as the amount of strain increases. This measures the properties of the material itself.

When a liquid membrane is applied to a concrete surface it is fully bonded to the substrate surface. Because of the elasticity and flexibility, the membrane has the ability to cope with broad span movements such as thermal expansion / contraction of the substrate as well as lateral flexing frequently experienced in construction projects. However, it needs to be recognised that the membrane is constrained on the side in contact with the rigid surface and this effectively alters the properties downward from the proof testing values.

It also needs to be that inclusion of a re-reinforcement matting material within a the membrane causes a trade off between the reduced elongation, against an increase in tear resistance under increased stress. This is in part because to the matting properties, but also a consequence of the membrane being thicker, and therefore having more material to yield.

Within a structure there are two basic types of movement underlying an installed membrane and these are principally handled by two different mechanisms within the membrane coating.

<u>TYPE OF MOVEMENT</u>	<u>PRINCIPAL HANDLING MECHANISM</u>
Free movement (unconstrained)	Flexibility
Restricted movement	Elasticity

Free movement involves extensibility and deformability where the membrane is not restricted by being bonded to a rigid area of substrate, such unconstrained areas are over a bond breaker or *bridging existing cracks*.

Restricted movement involves extensibility where the membrane is restricted by being fully bonded to the substrate.

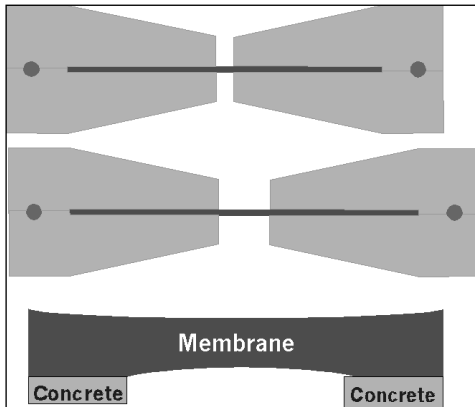
The membrane's flexibility also allows it to cope with movement of cracks existing prior to the application of the membrane and the ability to cope with significant movement can be built into the application, by properly treating the crack with a bond breaker that extends the gap, where the membrane remains un-bonded to the substrate.

A membrane's elasticity or elastic modulus allows it to cope with small cracks such as hairline cracks that form as a result of plastic shrinkage of the concrete. It should be noted that when hairline cracks form after the application of the membrane, the membrane copes by necking or reducing its film thickness over the crack. As the crack gets larger the membrane gets thinner to a stage where it becomes ineffective as a waterproof membrane and eventually shears or tears to break completely across the crack.



## BULK MOVEMENTS & PRE-APPLICATION CRACKS

The movement is principally accommodated by the membranes elongation.



Enlarged section of membrane across developed crack showing minor necking of the membrane

Membrane 200% elongation  
Original crack gap 2mm  
Elongation across crack =  
original gap + 200% x 2mm = 6mm  
Minor Necking of Membrane

When the un-bonded gap at the membrane installation is 2mm, a membrane with 200% elongation will extend to 6mm, should this degree of movement occur ( $2 \times 200\% = 4$  mm and  $2+4=6$ mm).

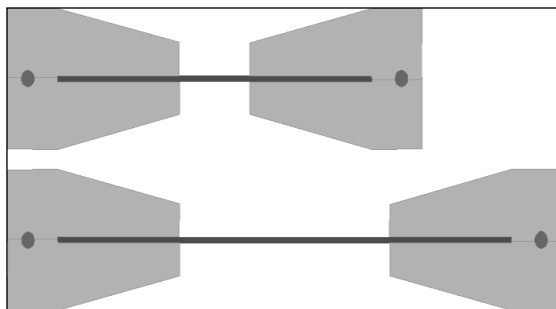
There will be minor necking of the membrane across the gap as the membrane is stretched and the membrane may lose some waterproofing efficiency, however as the gap reduces again the membrane will recover because it has not exceeded its elastic limit.

In this example once the gap movement extends beyond the limits of the 200% elongation, the membrane will enter the plastic area and if the joint moves back again, will not go back to shape, and be compromised.

Opening the joint will further past the plastic limit, and then the membrane and fracture and fail

(refer Diagram 01).

Diagram 1



Membrane 200% elongation  
Original bondbreaker width 10mm  
Elongation across bondbreaker =  
original width + 200% x 10mm = 30mm  
Negligable Necking of Membrane

When the same membrane is applied, so that an un-bonded gap of 10mm exists by the installation of a bond breaker to 5mm on either side of the crack, the membrane will extend to a 30mm gap with no damage.

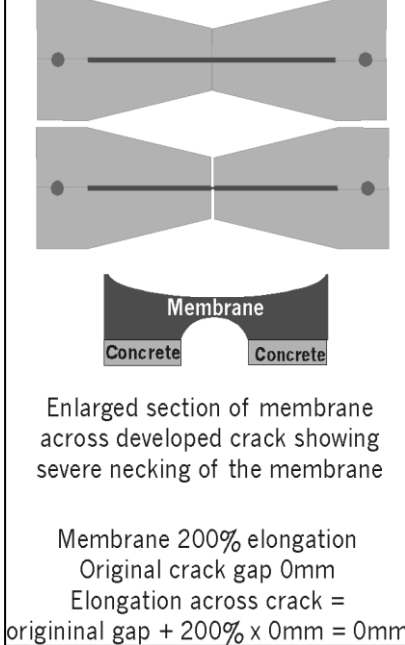
As is evident the wider the section of membrane that is not bonded to the substrate, the more absolute movement can be accommodated before the membrane suffers damage. This distance can be expanded by the installation of bond breakers over cracks to provide for greater movement capacity

(refer Diagram 02).

Diagram 2



## POST APPLICATION CRACKS

 <p style="text-align: center;">Enlarged section of membrane across developed crack showing severe necking of the membrane</p> <p style="text-align: center;">Membrane 200% elongation Original crack gap 0mm Elongation across crack = original gap + 200% x 0mm = 0mm</p>	<p>Cracks that form in concrete following application of the membrane, obviously have no membrane distance that is not bonded to the substrate. In other words there is no bond breaker to provide a section of unrestrained membrane.</p> <p>The original gap is non-existent or 0mm and regardless of the elongation properties of the membrane post application, cracks will result in damage to the membrane.</p> <p>At 200% elongation – 200% of 0mm is 0mm.</p> <p>At 500% elongation – 500% of 0mm is 0mm.</p> <p>(Though in truth, there will be a very small amount of movement before failure because the membrane does not have zero thickness).</p> <p>(Refer Diagram 03).</p>
Diagram 3	

### *Elongation and elasticity*

When post application cracking occurs the membrane will extend but the result will be serious necking of the membrane across the newly formed gap. This will seriously impair the properties of the membrane and the membrane will tear with small movements.

Post membrane application cracks are only accommodated by the elastic modulus of the membrane. In accommodating this crack the membrane reduces film thickness and the extent to which it will stretch without becoming ineffective as a waterproof membrane is limited.

### *Flexibility*

The same applies where the surfaces move out of plane rather than simply extend. Where there is zero clearance the membrane stretches with the movement, necks and then fails.

Hairline cracking resulting from plastic shrinkage of the concrete can be accommodated, however more extensive cracking, such as structural building movement, will result in membrane fracture regardless of the elongation properties of the membrane.

## CONCLUSION

The benefit from the elongation properties of the waterproof membrane are best achieved where the membrane is not directly bonded over the crack, by use of a bond breaker. The width of the free movement over the bond breaker will control the actual movement ability of the membrane.

Regardless of the elastic properties of a membrane, its performance will be reduced and can fracture with the development of cracks in the substrate which exceed its performance subsequent to the application of the membrane. As the crack widens from zero, the elasticity allows the membrane to remain a film, albeit becoming thinner and therefore less



effective, until it reaches its plastic limit where it is permanently deformed and cannot move back again, or even exceeds the ultimate fracture limit.

**IMPORTANT**

This Technical Bulletin provides guideline information only and is not intended to be interpreted as a general specification for the application/installation of the products described. Since each project potentially differs in exposure/condition specific recommendations may vary from the information contained herein. For recommendations for specific applications/installations contact your nearest Ardex Australia or Ardex New Zealand Office.

**DISCLAIMER**

The information presented in this Technical Bulletin is to the best of our knowledge true and accurate. No warranty is implied or given as to its completeness or accuracy in describing the performance or suitability of a product for a particular application. Users are asked to check that the literature in their possession is the latest issue.

**REASON FOR REVISION - ISSUER**

Document required periodic review. The text was revised and expanded.

**DOCUMENT REVIEW REQUIRED**

5 years from date

**Technical Services** 1800 224 070. email: [technicalservices@ardexaustralia.com](mailto:technicalservices@ardexaustralia.com)  
Australia <http://www.ardexaustralia.com>

**NSW-HO** 61 2 9851 9199. **Customer Service and Sales** 1300 788 780 **Sales Fax** 1300 780 102

**New Zealand** Christ Church 64 3373 6900, Auckland 9636 0005, Wellington 4568 5949  
**Technical Inquiries NZ** 0800 2 ARDEX New Zealand <http://www.ardex.co.nz>

Web: Corporate: <http://www.ardex.com>

